

Phonics Skills, pages 14-15

Ms. Canzone's class completes these pages in Teaching Example 3: /s/ spelled s. The children do them together after they have learned /s/ spelled s. Although the children learn proofreading skills during Dictation and Spelling, they have naturally applied these skills to this activity and to all of their writing.

Name _____ Date _____

UNIT 1 Let's Read! • Lesson 11 *The Chase*

Sounds and Spellings





Listening for Consonants





14 UNIT 1 • Lesson 11 *Consonant Sounds and Spellings • Phonics Skills*

Name _____ Date _____

UNIT 1 Let's Read! • Lesson 11 The Chase

▶ Listening for Consonants



S



S



S



*





S



S





S

Devin

Name _____ Date _____

UNIT 1 Let's Read! • Lesson 11 *The Chase*

Sounds and Spellings



Listening for Consonants



s



s



s

Name _____ Date _____

UNIT 1 Let's Read! • Lesson 11 The Chase

▶ Listening for Consonants

Illustration: Words connect to each other and they are all.



s
s



s



s



s



s



s



s





s

Javier

Name _____ Date _____

UNIT 1 Let's Read! • Lesson 11 *The Chase*

Sounds and Spellings



Listening for Consonants



Name _____ Date _____

UNIT 1 Let's Read! • Lesson 11 The Chase

Listening for Consonants

Illustrations were used to teach children that begins with...



S



S



S



S



S



S



S



S
