

Guided Practice

Have students use **Skills Practice 1** pages 33–34 for additional practice with /i/ spelled *i*.

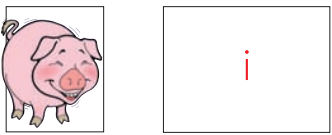
- Have students name the picture at the top of page 33. *pig* Ask them to say the sound that this picture stands for. /i/ Ask which letter spells this sound. *i*
- Have students complete the top line on the page by writing *i* several times and writing *I* several times. Have students say the /i/ sound as they write the spellings.
- At the bottom of the page, have students say aloud the name of each picture. If the name contains the /i/ sound, have students write *i* on the line beneath the picture. *The names of the pictures are clock, pin, and six.*
- Help students complete page 34.

UNIT 1 Lesson 8

Name _____ Date _____


Sounds and Spellings

Directions: Practice writing and naming the pictures. Write *i* five times near /i/ in the word.



Practice


i *i* *i* *I* *I* *I*



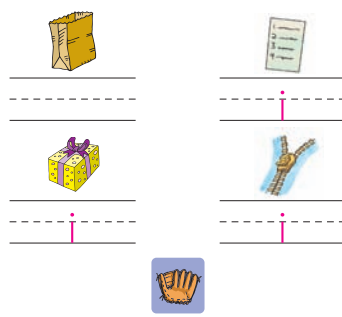
Skills Practice 1 • Phonics UNIT 1 • Lesson 8 33

UNIT 1 Lesson 8

Apply



mitt



34 UNIT 1 • Lesson 8 Phonics • Skills Practice 1

Skills Practice 1, pp. 33–34

Dictation: Word Building Game

- ◆ For this lesson, students will need their *a, i, m, n, s,* and *t* **Alphabet Letter Cards**.
- ◆ Use Routine 8 to have students spell the following words:

it	sit	sat	mat
man	an	in	tin



Teacher Tip

WORD BUILDING GAME Be sure to have students proofread and correct their spelling before dictating the next word.

Monitor Progress



to Differentiate Instruction Informal Assessment

WORD BUILDING GAME As students use the **Alphabet Letter Cards** to build words with /i/ spelled *i*, notice who may need additional help. Work with them during Workshop.

APPROACHING LEVEL

IF ... students need additional practice with /i/ spelled *i*, **THEN ...** use **Reteach 1** pages 17–18.

ON LEVEL

IF ... students can blend and spell words with /i/, **THEN ...** during Workshop, pair them, and have them dictate words to each other to spell using the **Write-On Board** and magnetic letters.

ABOVE LEVEL

IF ... students are ready for a challenge, **THEN ...** have them complete **Challenge Activities 1** page 9.

