



OBJECTIVES

Students will

- ◆ create covers for their picture books.
- ◆ use sentence frames to build sentences.
- ◆ focus on event sequences to tell a story.

MATERIALS

- ◆ *Language Arts Big Book*, p. 37
- ◆ Thought Cloud display card
- ◆ *Finding Friends Big Book*, p. 28
- ◆ *Transparency 32*



Introduction to the

Writing Process 

Draft: Making a Cover

Teach

Remind students about how they helped you make the cover for your picture book in the previous lesson. Tell them that today they will make the covers for their own picture books. Remind them that their covers should have titles, pictures, and their names on them.

Revise

Apply

- ◆ Return to students the pictures they made for their picture books. Remind them they can change their pictures, add a picture, or replace a picture if they would like to.
- ◆ Distribute clean sheets of drawing paper for students to create their covers. Again, make art supplies available.
- ◆ While students are working, circulate through the room, and ask questions about the covers they are making.
- ◆ Finally, show students how to put their picture books together. Offer them each a clean sheet of drawing paper for the back cover. Collect students' books until the next lesson.



Teacher Tip






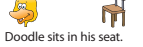


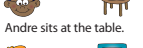


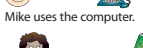


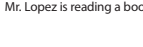
PLAN AHEAD In preparation for the following activity, have drawing paper and art supplies on hand.

Grammar, Usage, and Mechanics 

Teach

- ◆ Remind students there are different kinds of sentences. They have been learning about statements, sometimes called telling sentences.
- ◆ Display *Language Arts Big Book* page 37. Read aloud the sentences on the right-hand side of the page. Discuss how they were made from the words on the left-hand side of the page. Point out that each sentence is a statement; it tells about something.

We make sentences from words.

 Vicki	 door	 Vicki stands by the door.
 Doodle	 seat	 Doodle sits in his seat.
 Andre	 table	 Andre sits at the table.
 Mike	 computer	 Mike uses the computer.
 Mr. Lopez	 book	 Mr. Lopez is reading a book.

Structures of Writing Words to Sentences

Language Arts Big Book, p. 37